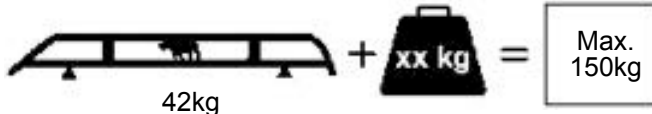
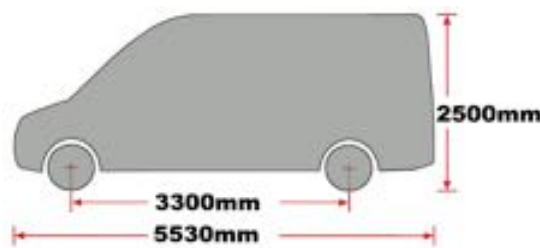
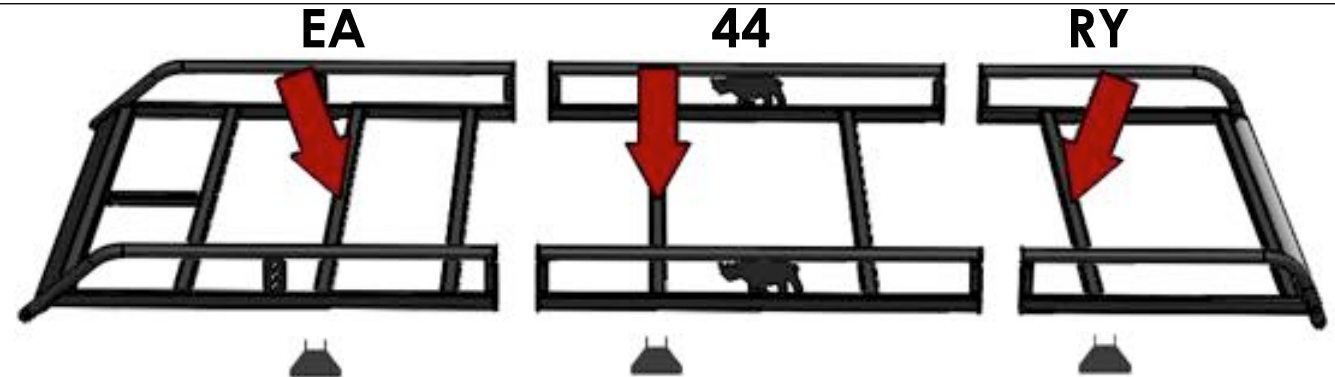
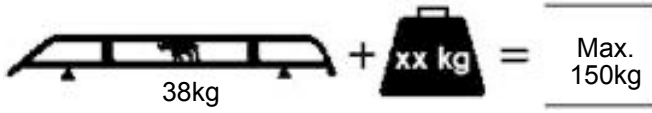
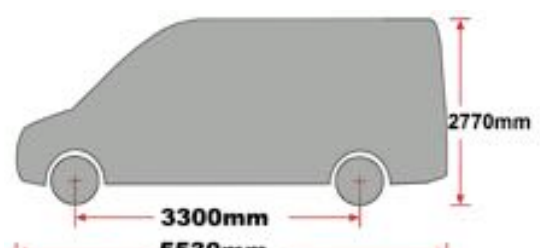
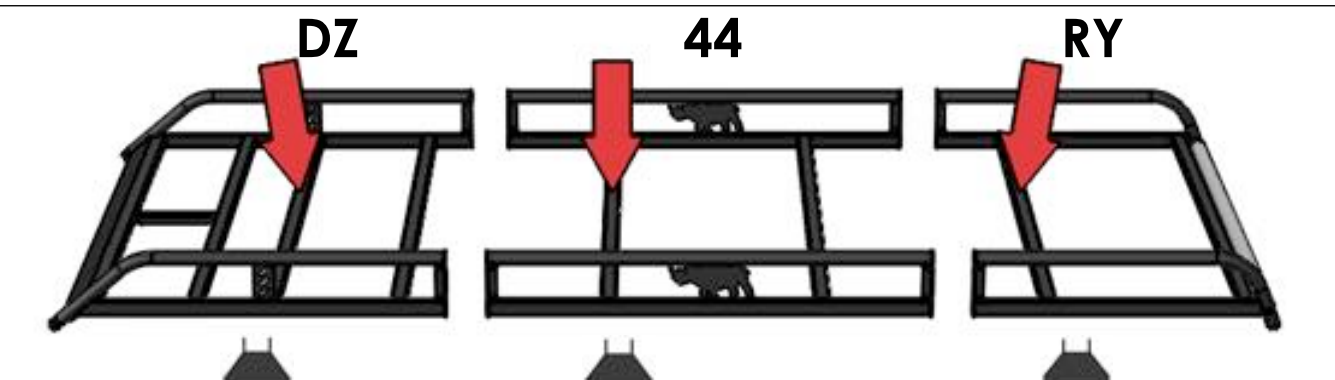
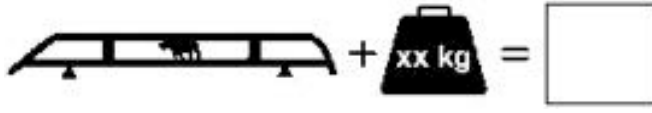
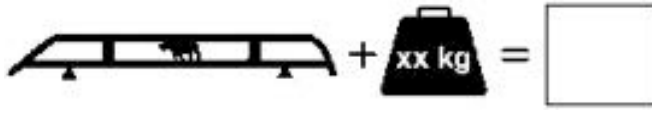


| | | |
|---|--|---|
| <p>EU/R625</p>  <p>42kg</p> | <p>FORD TRANSIT 2014- L2, H2, TWIN DOORS</p>  <p>2500mm 3300mm 5530mm</p> |  <p>EA 44 RY</p> |
|---|--|---|

| | | |
|--|--|--|
| <p>EU/R649</p>  <p>38kg</p> | <p>FORD TRANSIT 2014- L2, H3, TWIN DOORS</p>  <p>2770mm 3300mm 5530mm</p> |  <p>DZ 44 RY</p> |
|--|--|--|

| | | |
|---|--|--|
|  <p>xx kg = <input type="text"/></p> | | |
|---|--|--|

| | | |
|---|--|--|
|  <p>xx kg = <input type="text"/></p> | | |
|---|--|--|



MS161 x 6



MS168 x 6

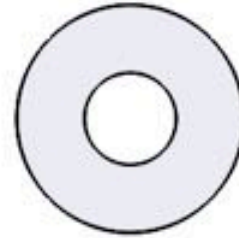


PS023 x 6

(1:1)



FB003 (M8 x 65) x 12




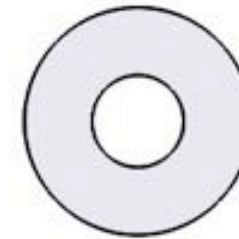
FW002 (M8) x 40



FN006 (M8) x 20



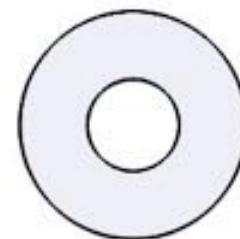
FS015 (M8 x 25) x 8



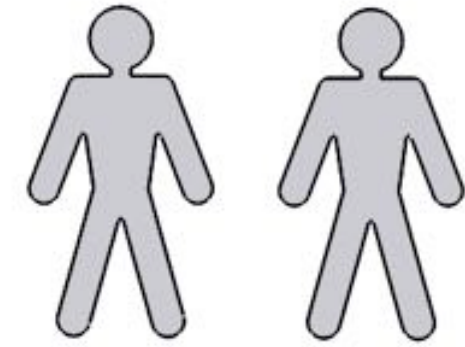
FS015 (M8 x 25) x 6



FW009 (M8) x 6



FW002 (M8) x 40



13mm x 2

