
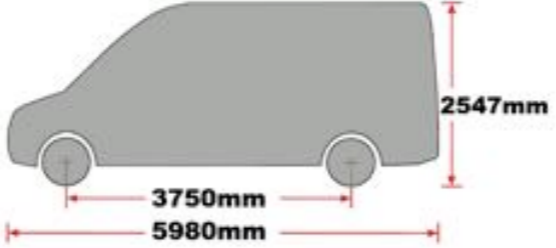
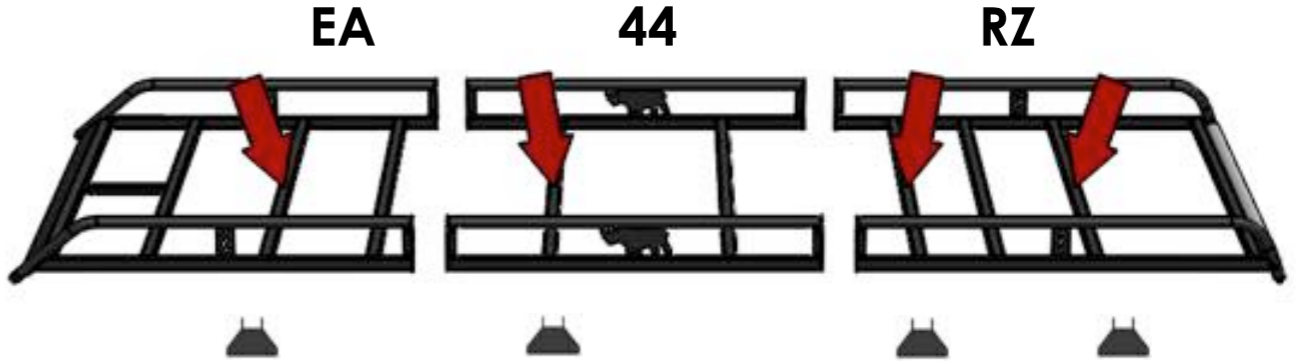

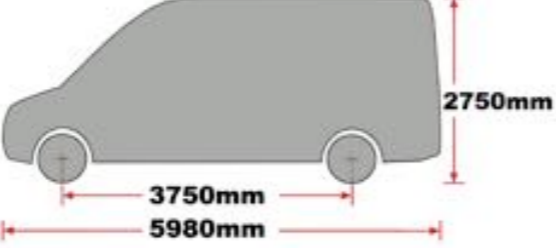
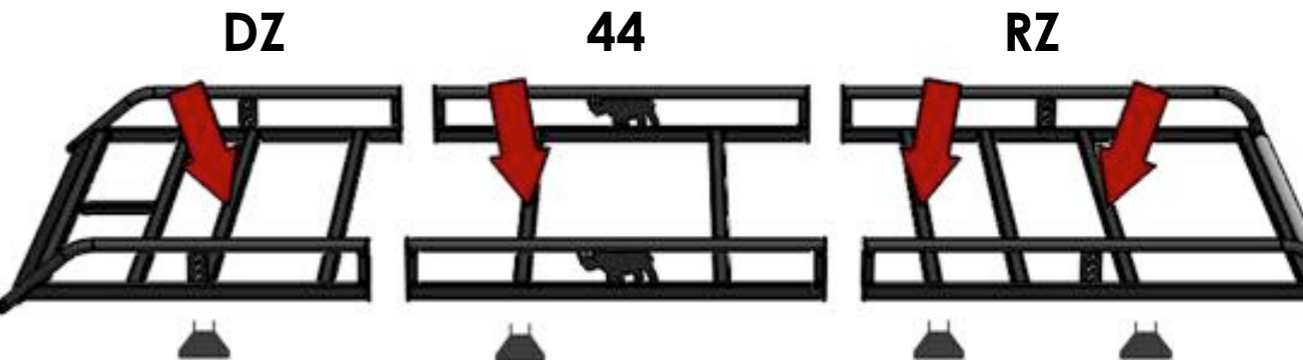

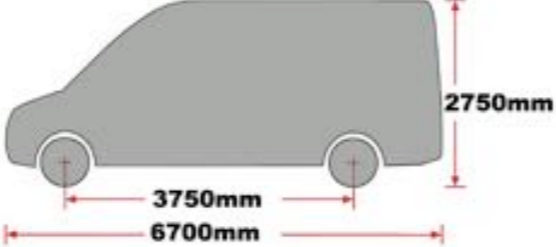
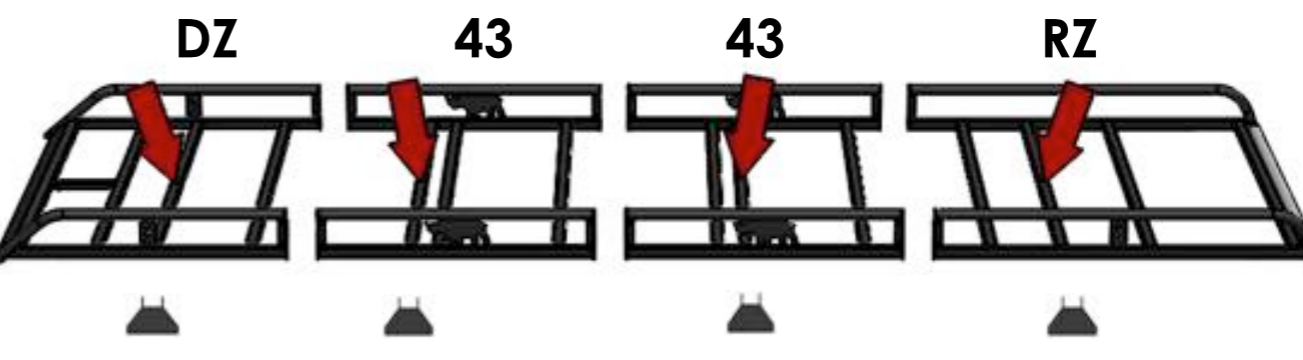



<h1>EU/R626</h1>  <p>46kg + xx kg = Max. 150kg</p>	<p>FORD TRANSIT 2014-L3, H2, TWIN DOORS</p> 	
---	---	---


<h1>EU/R627</h1>  <p>45kg + xx kg = Max. 150kg</p>	<p>FORD TRANSIT 2014-L3, H3, TWIN DOORS</p> 	
--	--	--

<h1>EU/R628</h1>  <p>58kg + xx kg = Max. 150kg</p>	<p>TRANSIT 2014-L4, H3, TWIN DOORS</p> 	
---	--	---

 <p>xx kg = <input type="text"/></p>		
---	--	--



MS161 x 8



MS168 x 8

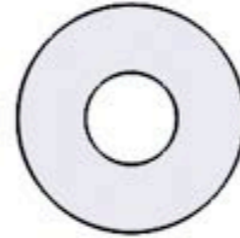


PS023 x 8

(1:1)



FB003 (M8 x 65) x 16



FW002 (M8) x 56



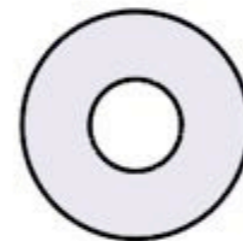
FN006 (M8) x 28



FS015 (M8 x 25) x 12




FS015 (M8 x 25) x 12



FW002 (M8) x 16



FW009 (M8) x 8



13mm x 2

